

1

2

 10
 U V W
 ，

3

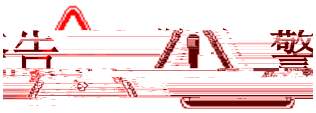

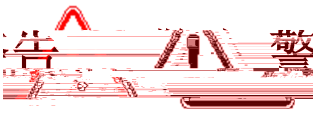

IEC

1
1.1
1.2
1.3 N5~N10
1.4
1.5
1.6
1.7
2
2.1
2.2
2.3
2.4 LC
3
3.1
3.2
3.3
4
4.1
4.2 LCD
4.2.1 LCD
4.2.2 LCD
4.2.3 LCD
5
5.1 P0
5.2 P3
5.3 P4
5.4 P7
5.5 1 P8
5.6 2 P9
5.7 V/F P16
5.8 2 V/F P17
5.9 AFE/ P24
6
7
7.1
7.2
7.3
8
8.1
8.2
8.3
8.4
8.5

1

HF630N 250kW

HF630N-250-4+SW06 HF630N 250kW

380V

3PH

380V-480V 50/60Hz

0-480V 48-62Hz

HF630N

	[A]	[kW]	
HF630N-045-4+SW06	94	45	
HF630N-055-4+SW06	115	55	N5
HF630N-075-4+SW06	155	75	
HF630N-090-4+SW06	188	90	N6
HF630N-110-4+SW06	215	110	
HF630N-132-4+SW06	265	132	N7
HF630N-160-4+SW06	303	160	
HF630N-185-4+SW06	365	185	
HF630N-200-4+SW06	396	200	N8
HF630N-220-4+SW06	438	220	

HF630N-250-4+SW06	485	250	N9
HF630N-280-4+SW06	545	280	
HF630N-315-4+SW06	610	315	N10
HF630N-355-4+SW06	668	355	
HF630N-400-4+SW06	720	400	
HF630N-450-4+SW06	820	450	

1 LCD

2

3 150% 10 1

1.2

HF630N

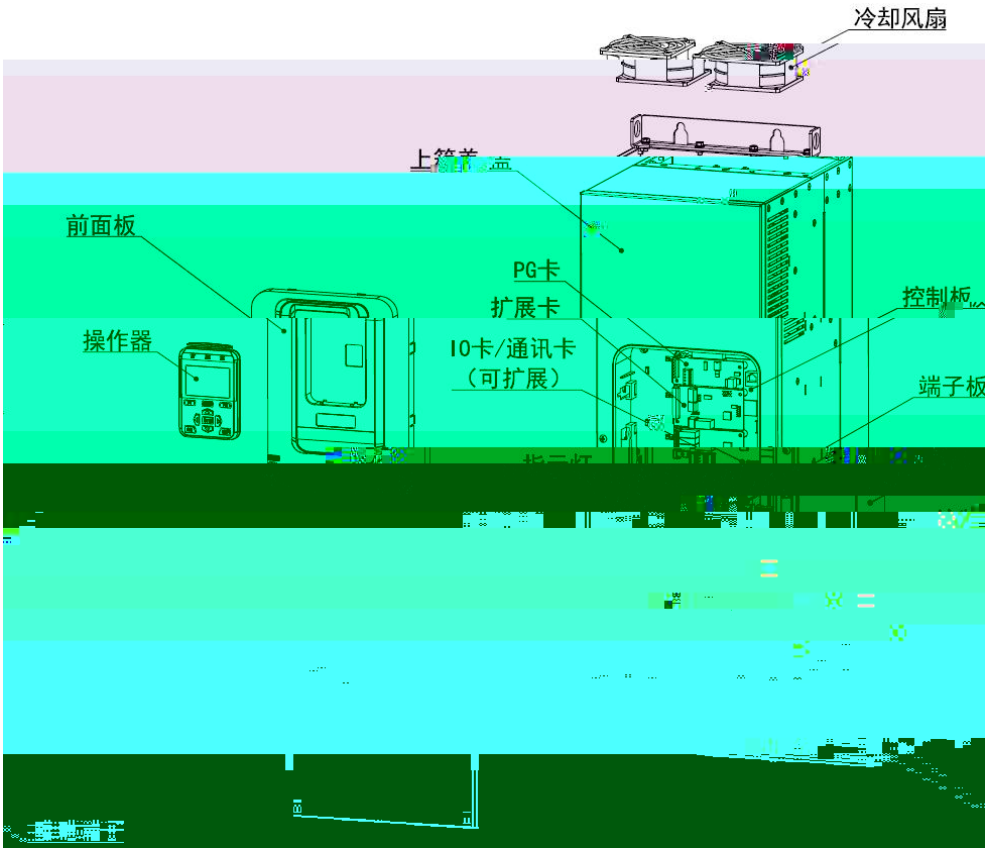

N5 380V 480V 45kW 75kW



N6 380V 480V 90kW 110kW

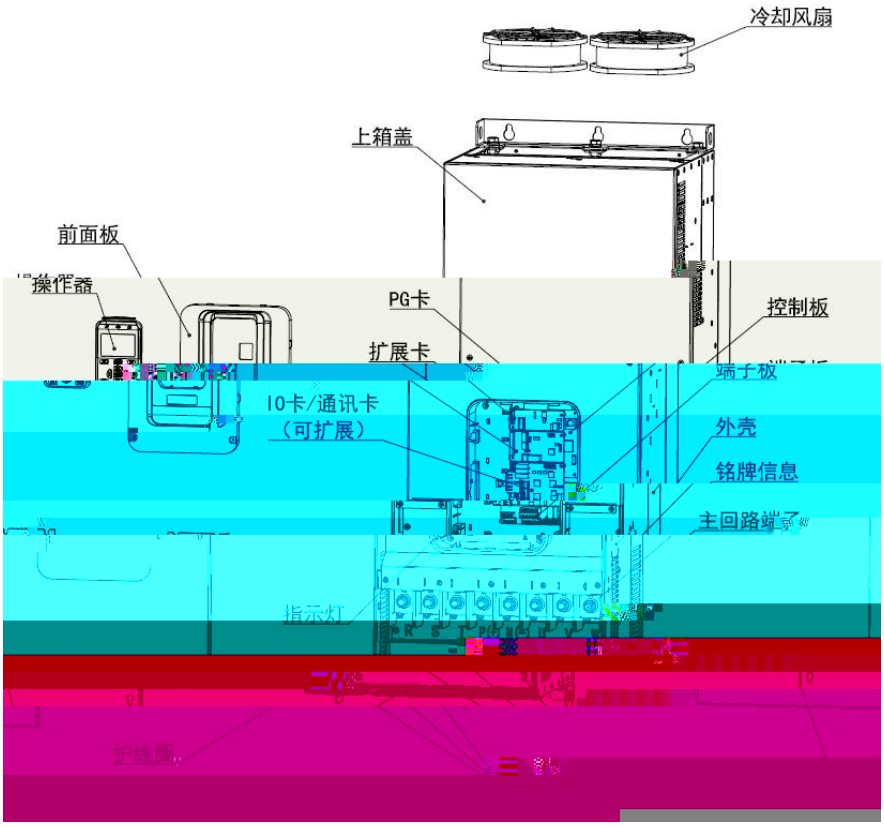

N7 380V 480V 132kW 160kW

N8　　380V　480V　185kW　220kW



N9　　380V　480V　250kW　280kW

N10 380V 480V 315kW 450kW

1.3 N5~N10

N5~N6

N7~N9



N10

1.4

(mm)

mm

		H1	H2	W1	W2	D1	D2	A	B	φ	8.8 M	kg
N5	45kW 55kW 75kW	766	[illegible]	[illegible]	235	346	123	[illegible]	125	[illegible] 10	4-M8	[illegible]
N6	90kW 110kW	885	[illegible]	[illegible]	315	332	153	[illegible]	225	[illegible] 10	4-M8	[illegible]
N7	[illegible]											

1.5

		380V 480V
		50/60Hz
		-15% +10%
		fLN ± 2 ± 4 ≤ 2 fLN/s
		350V 450V
		1% 3.5% 100% / 10% 0.5 THD 3.5%

CF=1.4

48~52Hz 58~62Hz

1kHz 10kHz

0.01Hz x0.1%

V/F VF

50 ± 0.01 0.01%

		2
		≤ 80db

1.6

	[kW]	[kW]
HF630N-045-4+SW06	45	1.128
HF630N-055-4+SW06	55	1.313
HF630N-075-4+SW06	75	1.486
HF630N-090-4+SW06	90	1.956
HF630N-110-4+SW06	110	2.422
HF630N-132-4+SW06	132	3.1
HF630N-160-4+SW06	160	3.663
HF630N-185-4+SW06	185	4.495
HF630N-200-4+SW06	200	4.8
HF630N-220-4+SW06	220	4.91
HF630N-250-4+SW06	250	5.88
HF630N-280-4+SW06	280	7.044
HF630N-315-4+SW06	315	7.708
HF630N-355-4+SW06	355	8.003
HF630N-400-4+SW06	400	8.718
HF630N-450-4+SW06	450	9.1

2

2.1



HF630N

2.2

		( )
EMC		
LC		PWM

2.3

	A	/ mm² CEFR 40%	A (AC-3)
45kW	94	16	95
55kW	115	16	115
75kW	155	25	150
90kW	188	35	205
110kW	215	50	245
132kW	265	70	300
160kW	330	95	410
185kW	365	95	410

200kW	396	120	475
220kW	438	120	475
250kW	485	70*2	620
280KW	545	70*2	620
315kW	610	95*2	620
355kW	668	120*2	2*410
400kW	720	120*2	2*410
450kW	820	150*2	2*475

2.4 LC

	LC
45KW	GDHF-045-LC-4
55KW	GDHF-055-LC-4
75KW	GDHF-075-LC-4
90kW	GDHF-090-LC-4
110kW	GDHF-110-LC-4
132kW	GDHF-132-LC-4
160kW	GDHF-160-LC-4
185kW	GDHF-185-LC-4
200kW	GDHF-200-LC-4
220kW	GDHF-220-LC-4
250kW	GDHF-250-LC-4
280KW	GDHF-280-LC-4
315kW	GDHF-315-LC-4
355kW	GDHF-355-LC-4
400kW	GDHF-400-LC-4
450kW	GDHF-450-LC-4

3

3.1

10cm
5cm

6

-10 +40
40
1
1% 50
u

3.2

3.2.1

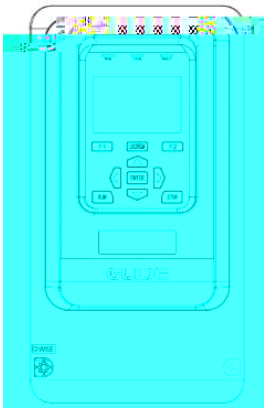	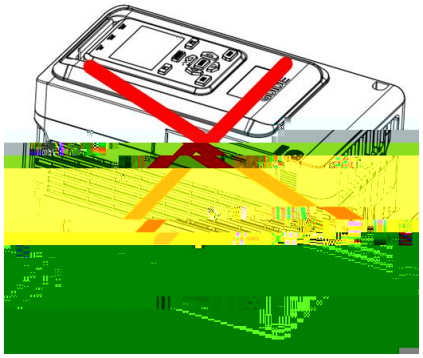	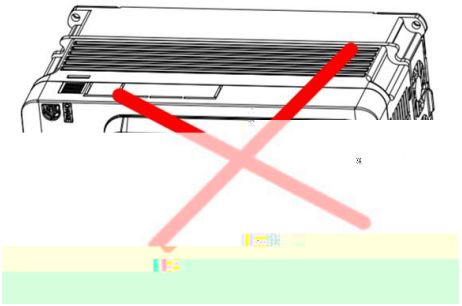

3.2.2

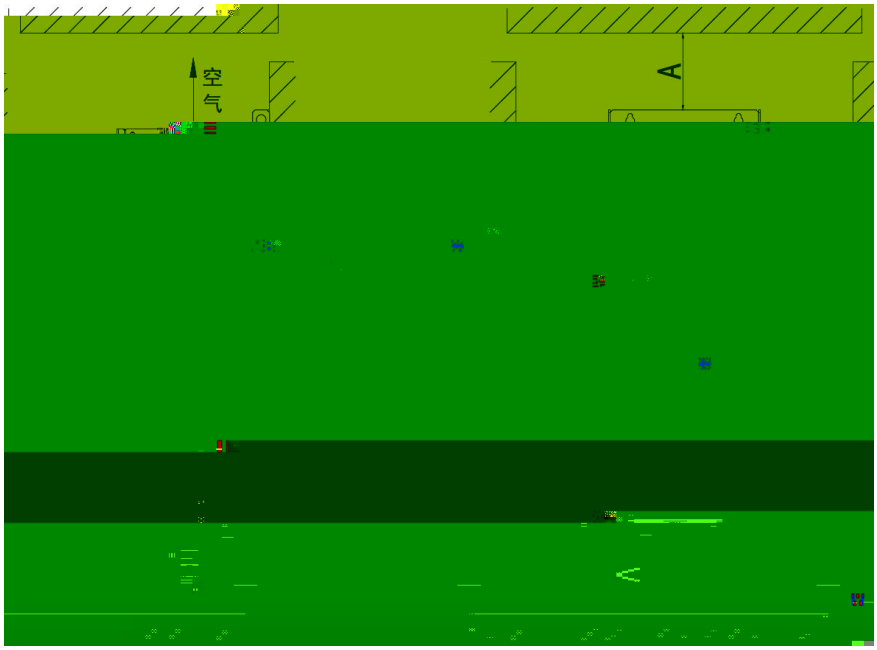

			(mm)
N5 N6	45kW 110kW	A ≥ 250	B ≥ 50
N7 N10	132kW 450kW	A ≥ 300	B ≥ 50

3.2.3

1
0

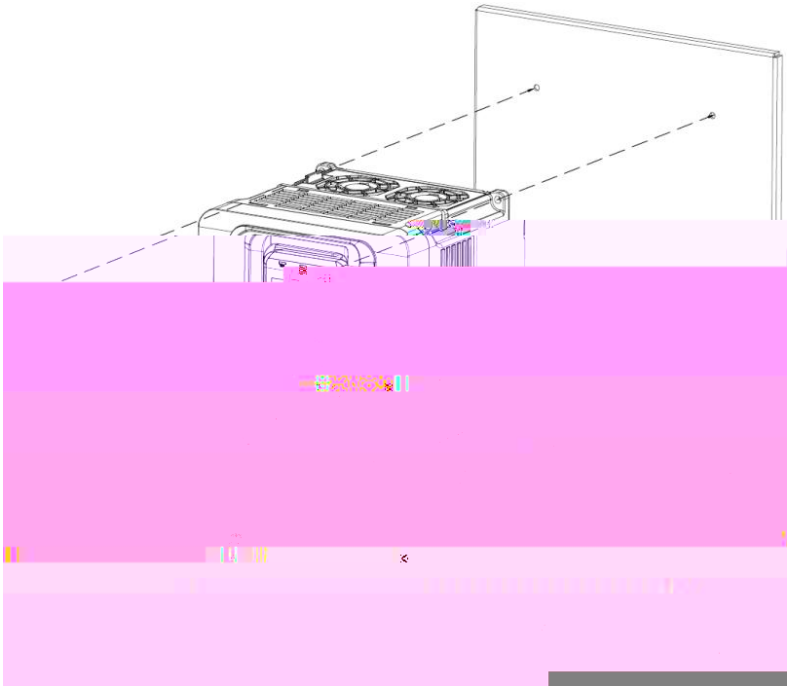

2 N5 N10

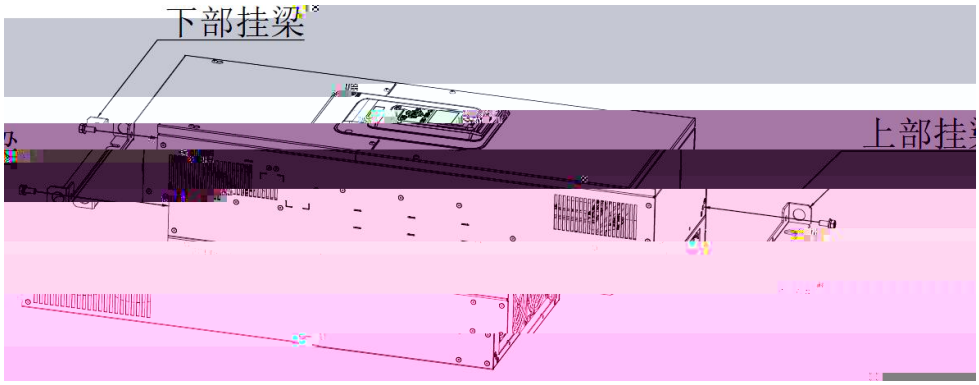

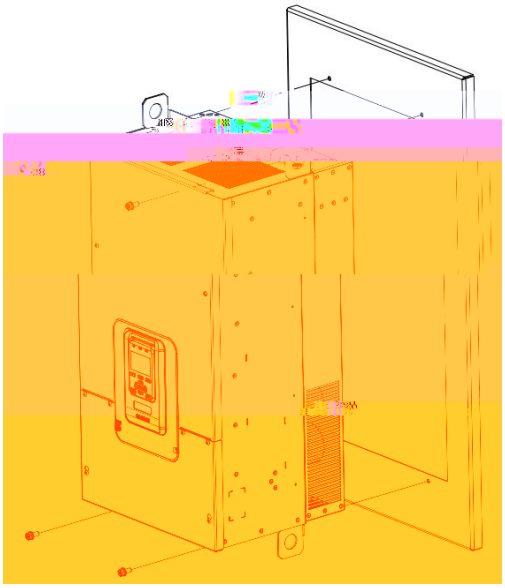

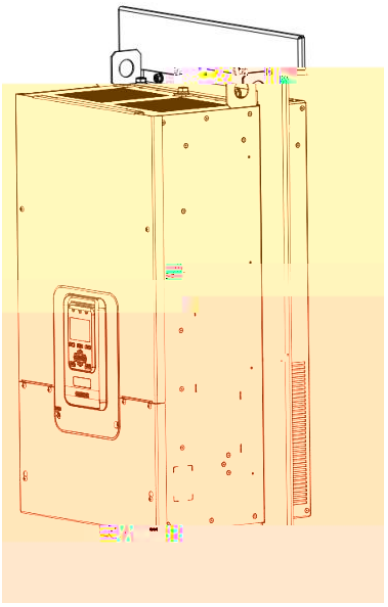

3.2.4

N5 N10	
1	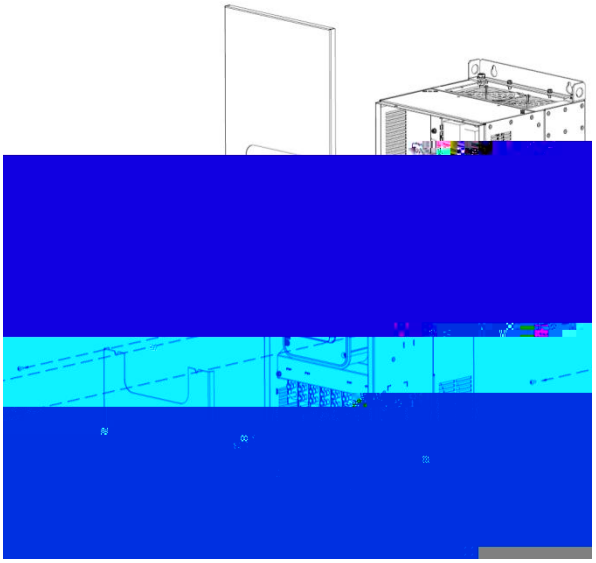
2	
3	

3.3

3.3.1



3.3.2

N5	N6
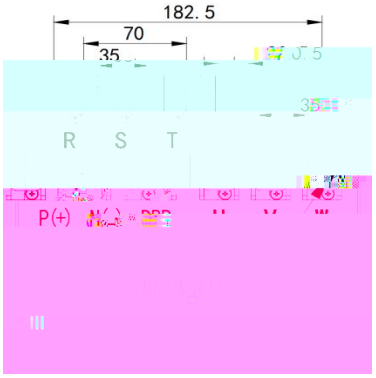	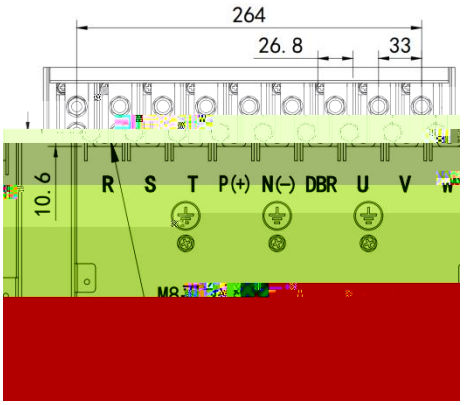
N7	**N8**
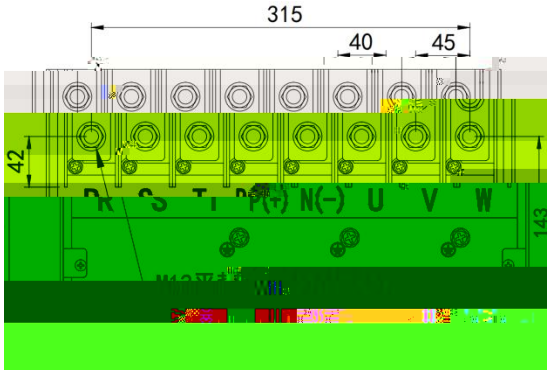	
N9	**N10**
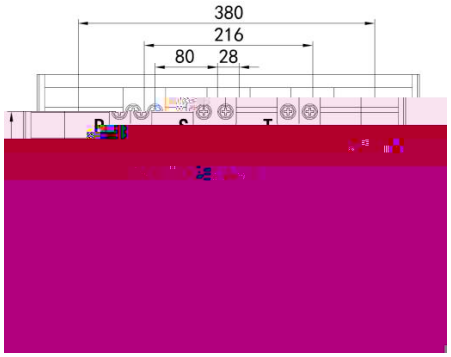	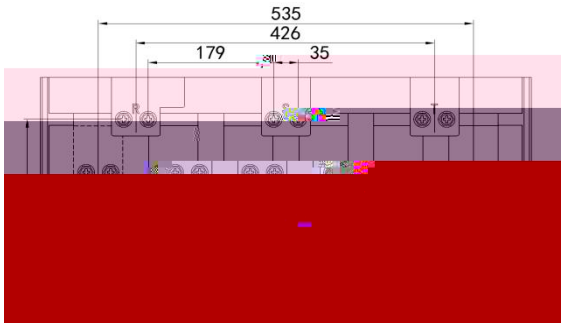

(4) N9~N10

7	10cm	
8	0.75mm² 50m	
9	10cm	
10		
11		

3.3.4

HF630N



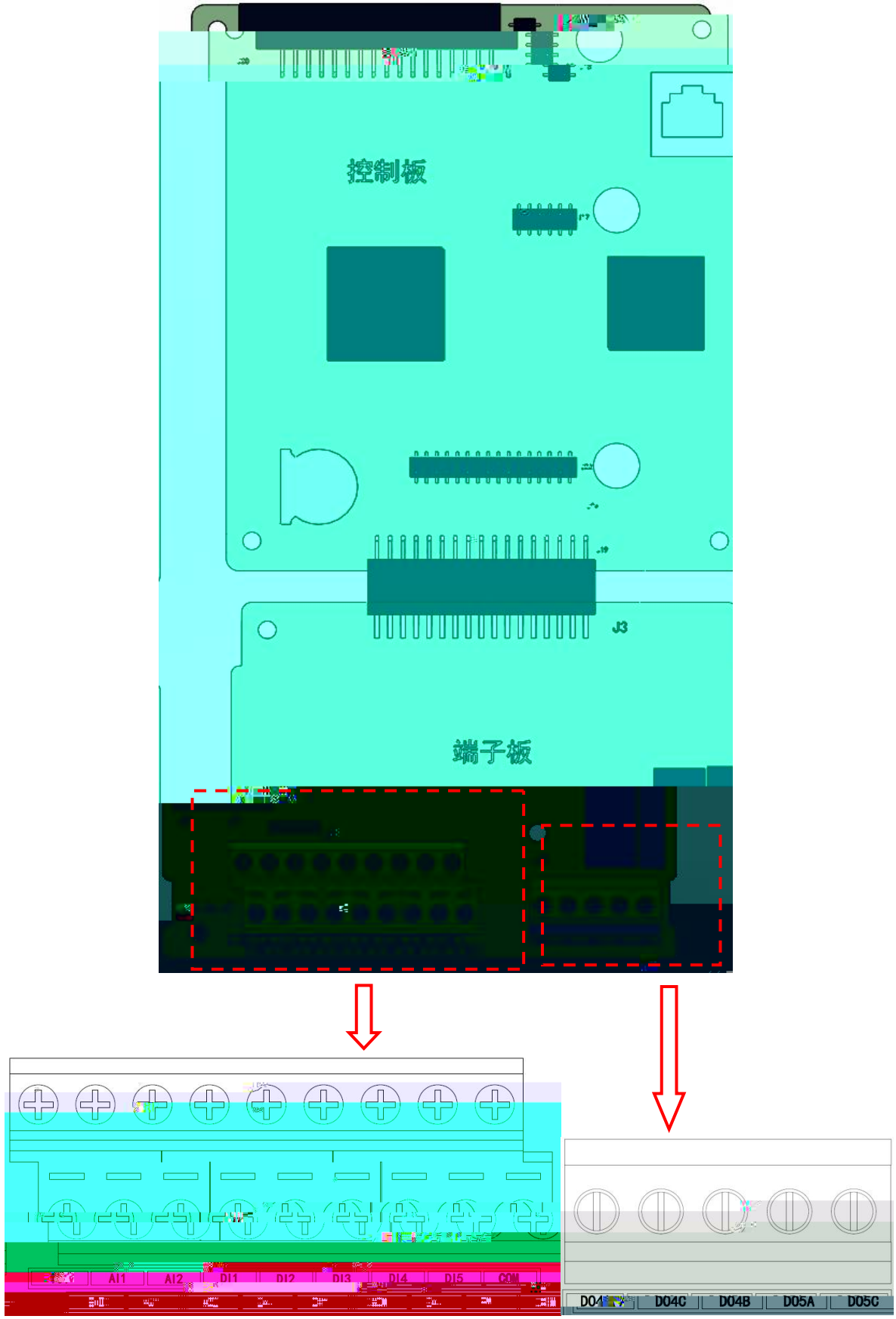
控制板
J3
端子板
AI1
AI2
DI1
DI2
DI3
DI4
DI5
COM
DO4
DO4C
DO4B
DO5A
DO5C

+10V 50mA

+10V-GND 10V 1kΩ

~5kΩ

+24V

+24V-COM 24V 200mA

24V

PW DI1~DI5 DO1 PW

24V

AI1-GND 1 DC -10V~10V 100kΩ

-10VDC~10VDC/0mA~20mA

AI2-GND 2 J1

100kΩ 500Ω

DI1- PW 1

DI2- PW 2 3.3kΩ

DI3- PW 3 9V~30V DI1-DI4

DI4- PW 500Hz DI5 20KHz

3.3.5

LC

	R S T		LC
	Va Vb Vc		

4

4.1

HF630N LCD

4.2 LCD

HF630N F1

LOCAL/REMOTE F2 RUN STOP /RESET ENTER

4.2.1 LCD

ENTER

RUN STOP

LOCAL/REMOTE /

LCD

“ ” “ ”

4

ENTER F1/F2

4.2.2 LCD

1 Option Set

2 M 0

4.2.3 LCD

1	Choose Direction
2	Reset Error
3	Menu Language
4	Monitor Setting

▲ “Enter”

4 LCD



Fault Record

5 LCD

1 “ ” Access Permissions

000 “ENTER” “ ”



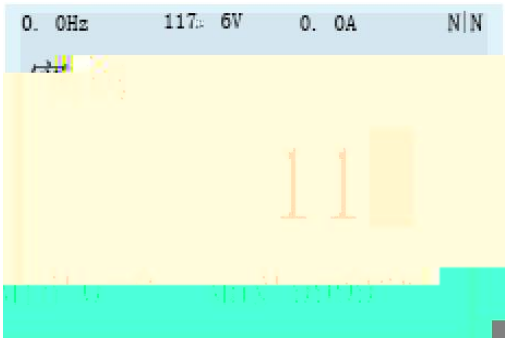

2 “ ” “ ” “ ENTER ”

000 “ ENTER ” “ ”



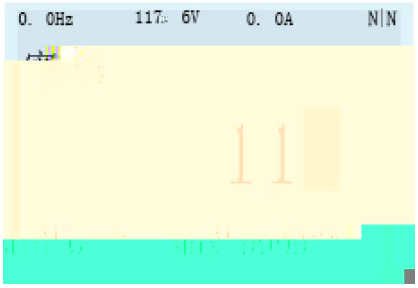

3 “ P00 ” “ ”

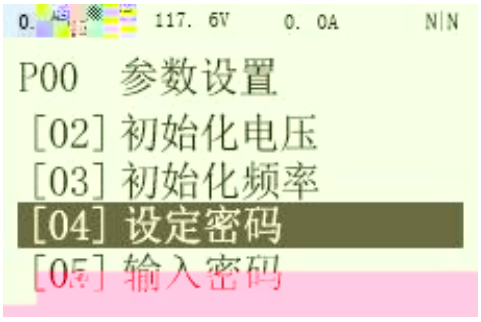

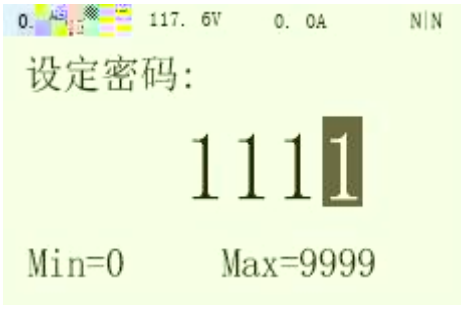

4 “ P00 ” “ ”

P00.04

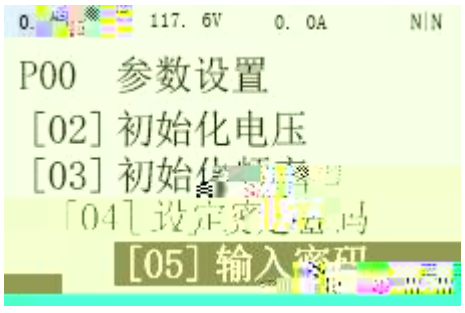



5

	P0		V/F	P16	V/F 1
	P3			P17	V/F 2
	P4		AFE	P24	
	P7				
	P8	1			
	P9	2			

5.1 P0

[0]

P0.0 [1] 0 1 0

P0.1 0 27 14

P0.3 [0]50HZ [1]60HZ 0 1 0

P0.4

P0.5

P3.10	11		0 41	0	
P3.11	12		0 41	0	

0		
1		
5		</RST
17	0	1 0 00
18	1	1 01 2
29	UP	
30	DOWN	
31	UP	0.01Hz
32	DOWN	0.01Hz

5.3 P4

P4.0	1		0 64	0	
P4.1	2		0 64	0	
P4.2	3		0 64	0	
P4.3	4		0 64	0	
P4.4	5		0 64	0	
P4.5	6		0 64	0	
P4.6	7		0 64	0	
P4.16	1		0 500	0	
P4.17	2		0 500	0	
P4.18	3		0 500	0	
P4.19	4		0 500	0	

P7.43			0~50s	5s	P7.17 P7.18
P7.44			0~50s	2s	
P7.52	A		0~6000A		1.5*1.8*
P7.53	A		0~6000A		
P7.59		[0] [1]	0~1	0	
P7.60			0~3s	0.5s	
P7.61			200~400V	375V	
P7.62			360~480V	425V	
P7.67			200~400V	350V	
P7.68			360~480V	450V	
P7.90			0~60 Hz	48 Hz	
P7.91			0~65 Hz	52 Hz	
P7.92			â		

7.6

P8.10		[0]I/O [1] 1 2 [[4]DP [5]MODBUS [6]	0 6	0	

5.6 2 P9

P9.0		[0] [1] [2]DP [3]MODBUS [4]	0 4	0	
P9.10		[0]I/O [1] 1 [2] 2 [3] [4]DP [5]MODBUS [6]	0 6	0	

5.7 V/F P16

P16.0		320 460 [V]	380 [V]
P16.2		0.0 4000.0 [kW]	 [kW]
P16.3		320 460 [V]	380 [V]
P16.4		0.0 6500.0 [A]	 [A]
P16.11	[0]V/F	0 2	0
P16.12		1.00 10.00 [kHz]	3.00 [kHz]

P16.14 V/F	[0] V/F [1] V/F [2] [3]		0 3	0	[3]
P16.23	V/F		0.00 300.00 [Hz]	0.00 [Hz]	
P16.24	V/F		0.00 300.00 [Hz]	50.00 [Hz]	

VF @
P16.46

P17.46	VF @		0 347	80	[80]PID_Block[0]@

5.9 AFE/ P24

P24.4	DROOP DROOP	0	200%

6

P2.5	MODBUS ID			Modbus modbus
P2.6	MODBUS		5	57600BPS
P2.7	MODBUS		1	RS485
P3.0		1	1	
P3.1		2	36	Droop
P3.2		3	31	UP
P3.3		4	32	DOWN
P3.4		5	29	UP
P3.5		6	30	DOWN
P3.6		7	5	
P4.01		2	1	
P4.03		4	2	
P4.04		5	12	
P8.0			3	Modbus
P8.10				

P24.29		*	LC C	
P38.0	PID	1		
P38.1		6		
P38.2		3		
P38.3		32	f{x,y}[1]	
P38.4		31	f{x,y}[0]	
P38.8		25	Ms	
P38.12	1	75		
P38.13	1	1	s	
P38.15	1	0		
P38.27		0		
P38.31		0		
P38.32		130		
P38.33	PID	0		
P38.34	PID	130		
P41.12	K12	311		
P41.40	{x,y}_x[0] @	157		
P41.41	{x,y}_y[0] @	13	K[2]	
P41.42	{x,y}[0] @	4	x/y	
P41.43	{x,y}_x[1] @	195	-	
P41.44	{x,y}_y[1] @	13	K[2]	
P41.45	{x,y}[1] @	4	x/y	

7

7.1

W01	SYS_NOT_RDY	(Ready)	
W02	NO_DRV_ENABLE	[ ]	P3
W03	LOCAL_EM	[ ]	P3
W04	REMOTE_EM	[ ]	P3
W06	OT	P7.14( )	
W09	DP P/BALARM	DP	DP
W10	MODBUS MODBUS ALARM	Modbus	Modbus
W15	PARAMETER ERROR		
W27			
W28			
W29			

W30			
W31			
W32			
W33			

7.2

[E052]	U	IGBT ERR_UT not reset	IGBT IGBT
[E054]	V	IGBT ERR_UT not reset	IGBT IGBT
[E055]	W	IGBT ERR_UT not reset	IGBT IGBT
[E100]		OV	

[E113]

MIP

[E11

[E201]	REMOTE_EM	[ ] P3
[E202]	Modbus MODBUS EMERGENCY	Modbus CWO.4
[E203]	DRIVE DISABLED	DP
[E204]	DI ERR DUPLICATE DI SET	DI
[E210]	Panel Error	
[E220]	CRC MEMORY CRC ERR	
[E221]	PARAMETER ERROR	

7.3

- ON
- ON

8

1.

2.

3.

8.2

1.
2.

1. > 40
   < 95%
2.

Çö PqHÞ &Ð, g rÕýS` YZ •\¸ R¶PR'\» €5 $ïà

ËT

1

2

3

Wuhan Guide Technology Co.,Ltd.

6

430223

86-027-87927230

shfw@gdetec.com

www.gdetec.com

400-0077-570