GUIDE



1. 1

2. 3

3. 13

4. 17

5. 25

6. 28

7. 56

ᗧ
Ω └ ᾰ
غ └ ⁻ └
ᾰ غ └ ᾰ
└ ᾰ
└ ᾰ

8. ĭ 65

ᑭ

9. ī 67

ī غ

1.

1.1



1.2

(1) PLC DP

1.3

2. ج ’

2.1

U ǖ ₮ L كح 3

1. L كح شخ شخ
2. ´ غ ٧
3. L كح ج

ǖ L كح شخ ضر يـ ـ

2.2 ج ّقمم ّأ

L كح ّقمم ح

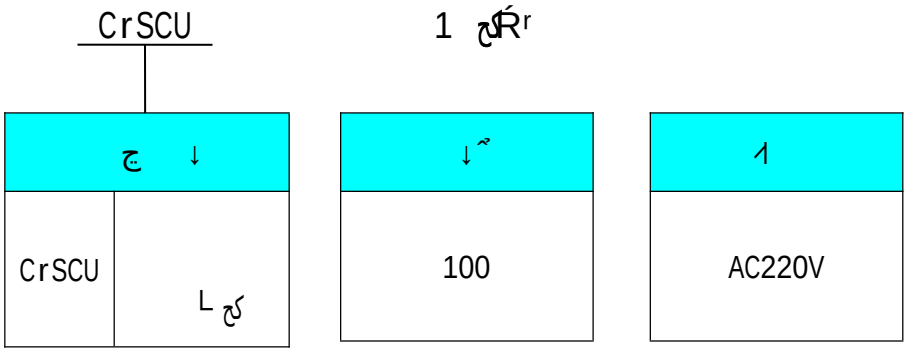

2-2 يد كح L

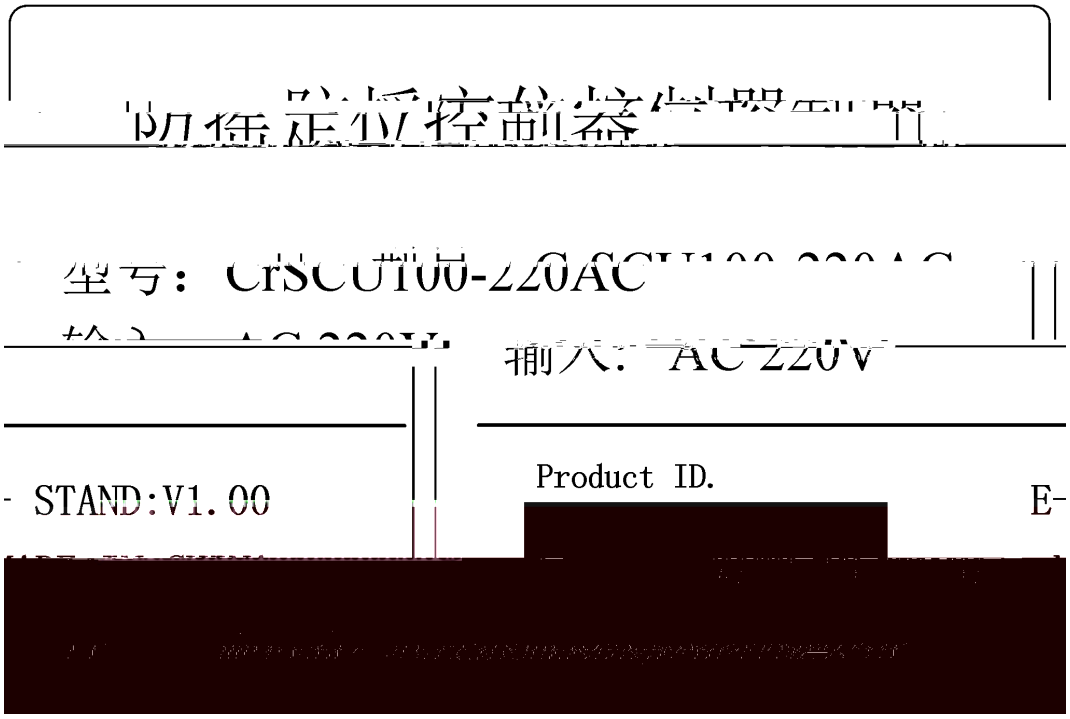

قمم ~	CrSCU	كح L
	100	╠ ↓ ~
	220AC	220V

2.3 ج

	⊣	AC220V
⊣	DP	⊣
	IP20	
' ⊣		' ⊣

2.7 :

GDHF-K6C1	GDHF-K6C1 LCD
GDHF-PN02	PROFINET TCP/IP GDHF-PN02 PROFINET
GDHF-PGD2 PG	GDHF-PGD2 PG 15V
GDHF-DP03	GDHF-DP03 Profibus

2.8

2.8.1

3 №

2.8.2

GDHF-DP03 J14 GDHF-DP03

- GDHF-DP03
- GDHF-DP03
- DP
- DP

EMC ĭ GDHF-DP03 ٧

DP ضر مخ ـلا ٱ نهـ

2.8.3

´ Ƨ

- ḣ ∃

2

2.8.4 PROFIBUS

DP

№

B1	B
A1	A
PE	PROFIBUS
B2	B
A2	A
PE	PROFIBUS

7 A B غ



2.9 ٧

2.9.1 PGD2 ٧

GDHF-PGD2 □ PG ٧ ˜ 10

B-

2 كح ٌ ٌ ∫ PG ٧ ٌ

3 كح ضر L كح PE ٧

ضر ٌ ٌ

شي كح ₮ PGD2 ٧ قمم

قمم ٨ قمم

1 كح ₮ قمم ₮ ₮

a ـ

يح		
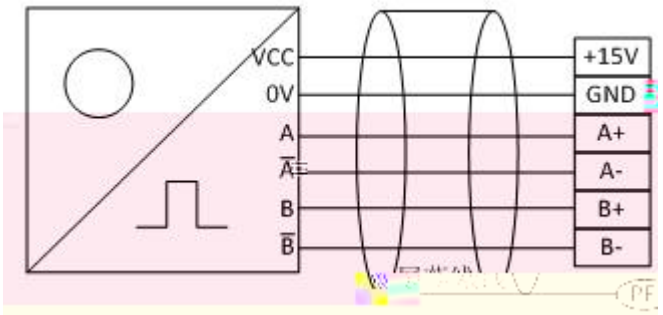	ج	ٌقمم كح
		HLE45-1024L-6F.AC
	٧	RHI90N-0NAK1R61N-1024
		EC120P45-H6PR-1024

b ٧

يح

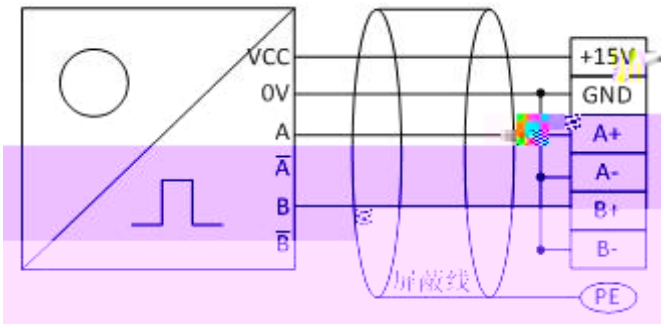

3 L عج w :

ﻫ

1	1ﻫ	+10V	10V ₮
2	2ﻫ	GND	ا , ضر ₮
3	3ﻫ	AI1+/AV1	1 مخ 0/4 20mA ﻫ 1 ا مخ -10 10V
4	4ﻫ	AI1-	1
5	5ﻫ	AI2+/AV2	2 مخ 0/4 20mA ﻫ 2 ا مخ -10 10V
6	6ﻫ	AI2-	2
7	7ﻫ	AO1	1 ₮ ₮ 0/4 20mA J1 I يح a ₮ ا0 10V J1 V يح b ~ אp
8	8ﻫ	AO2	2 ₮ ₮

3

3.2 كح L يح

3

LOCAL/REMOTE F1 ´ ح يح كح

≠ ˜ ENTER غ ˘ /RESET STOP

L غ

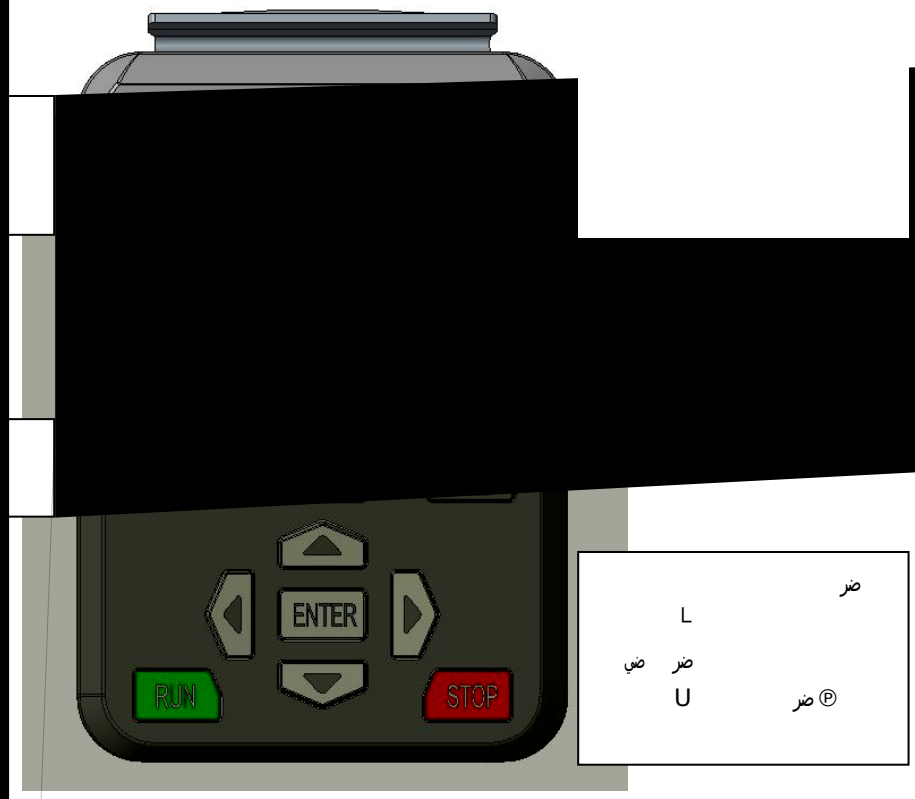

▼ ⅄ ⅃ ⅄ ⅄ غ ⅄

⋮ ⅋ ˜ ▲ ⅄ ⅃

ENTER ᾰ ˩

ᒪ ᓕ RUN غ STOP ᓭ غ ᒪ ᓕ ᕝ

Ⓟ ⌠ ضر LOCAL/REMOTE Ⓟ ضر/

4.3 غ ᒣ ᓯ

´ ᑕ ᓐ ᒣ ᓂ ᒣ

h ᓯ

ᓐ|

	ᓂ
h	FWD REV ᒦ
	╠ ᓯ ᒣ :HZ
ᓯ	╠ ᓯ ᒣ A
ᓐ|	ᓐ ᓐ N|N ᓐ W E ᓐ ᓯ

5	Reset Error	╠
6	Monitor Setting	
7	Firmware Version	
8	Menu Language	

4

1	Parameter Setting	
2	Function	

4.4 ٧

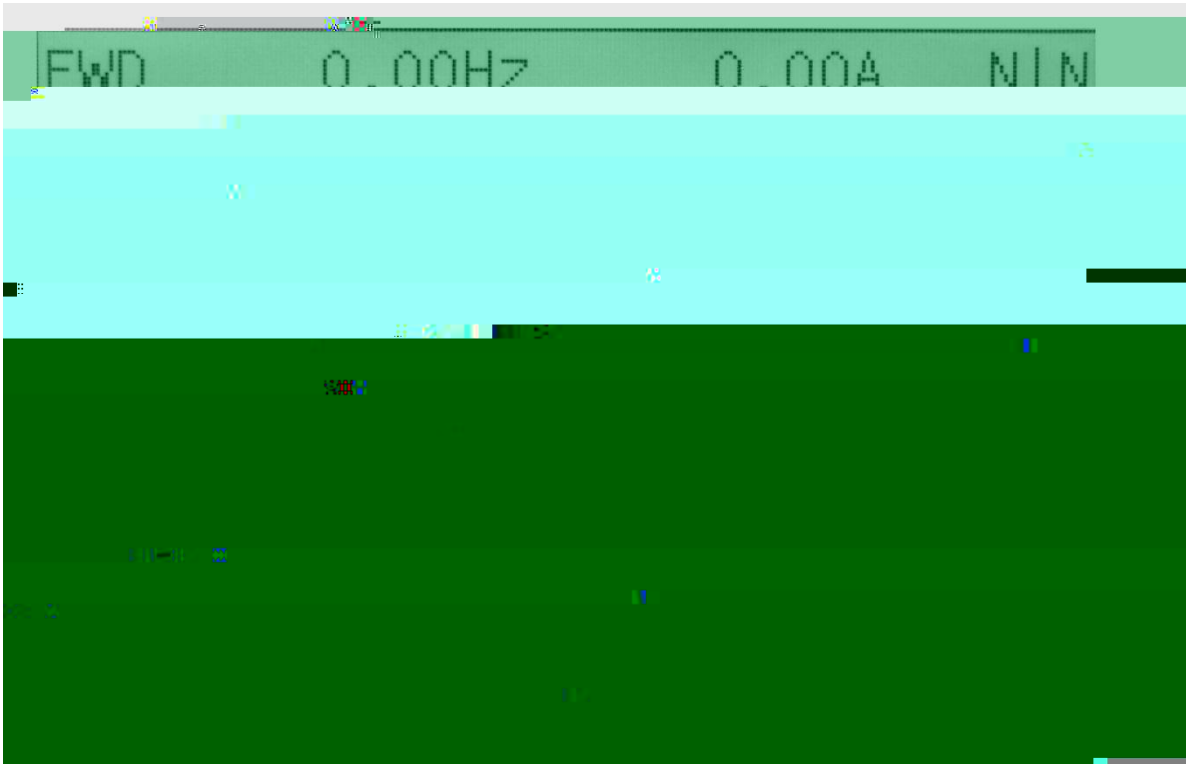

1 ǟ Reference Set

L ᴄᴄ ᴠ

	№	٧	ǟ
Reference Set ǟ	Speed	[Hz]	٧ Hz
		[%]	٧ %
	Torque	[%]	٧ %
	Torque limiter L	[%]	L %
	₮1	[%]	1 ₮
	₮2	[%]	2 ₮

2 h Change Direction

٧ h

3 ╠ Current Error

╠ L ᴄᴄ غ

4 ╠ ᵽ Current Warnning

╠ ᵽ غ ì

5 Reset Error

╠ ᒪ كح ì

6 Monitor Setting

ο ᾰ ڧمم

7 نھ Firmware Version

4

11	Compare Parameter	

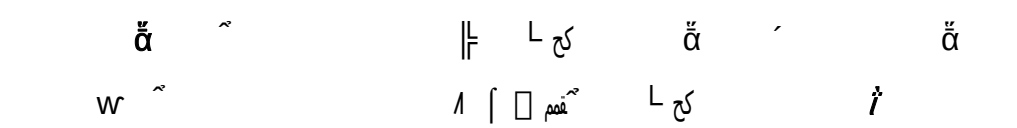

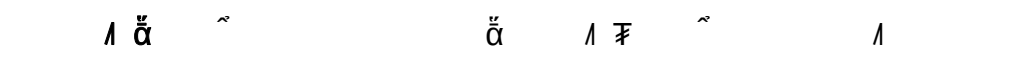



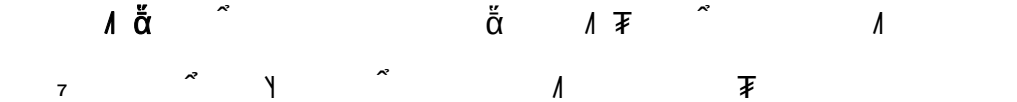

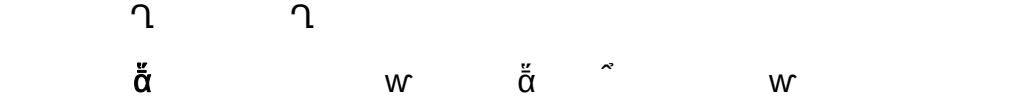

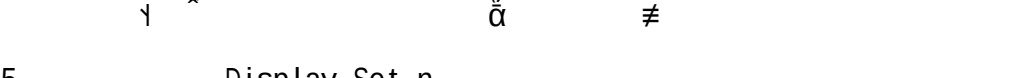

3 Fault Record

4 Access Permissions

5 Display Set n

5. كح L

5.1 كح L

1 ˜

2 L ⁊ V/F L

5.2 كح L

5.2.1

⊢ U ˙P

1 ⅄ ʔضي مخ ρ̇

AC220V 50Hz

2 كح L ï L ʔ

3 PG كح ∨ PG كح ∨ كح ʔ

5.2.2

, يح



ǖ □ يح ǖ يح ⅄

5.2.3 ǎ Δ .

ǎ Δ . ǎ ĺ 5.4 “ w ”

5.2.4 ǎ

ǎ └ كح

w	O		
P1.1	۱	۱ ۱ 485V └ كح	-500
P7.14			1000
P7.15			1000
P7.59	∓	∓ ∓	0

5.2.5 ∓ ǎ

1 DP ∓

w	O		
P33.0	Profibus	/ Profibus	1
P33.1	خي ضر	└ كح ضي PLC خي ضر	
P33.21	[W4]	PLC └ └ كح	1 └ 0
P33.22	[W4]		0 1
P33.23	[W5]	PLC └ └ كح	2 └ 1
P33.24	[W5]		0 1
P33.53	∓ [W4]	└ كح ĭ	1 0

P33.54	₮ [W4]		0 1
P33.55	₮ [W5]	كح L ₮	19 ₮
P33.56	₮ [W5]		2 100
P33.57	₮ [W6]	كح L ï	2 1
P33.58	₮ [W6]		0 1

2 ₮

w	O		
P6.0	AO 1 ₮	₮	1 ˜ ₮
P6.2	AO 1 ₮	AO1 ₮	-100.0
P6.3	AO 1 ₮	AO1 ₮	100.0

5.2.6 ǟ

ضي w ǟ كح L ǟ ʃ ʅ ρ̇

كح L ʃ L ʅ˜

ʅ ǟ L ρ̇ ╠ ʅ ↕ ʅ ǟ w

5

```
23                L                ᄀᆞ      ᄡᆞ
24                                 ᄀᆞ      ᄡᆞ
25          FUNC 25
26      ᄂᆞ        L                ᄀᆞ        L      ᄀᆞ ↕        L
27          FUNC 27
```

6

11	h	h	
12	ɒ	ɒ	
13	ɒ		
14	ɒ		ɒ
15	ɒ		ɒ
16	FUNC 16		
17	0	1	
18	1	2	
19	2	3	
20	3	4	
21 31	FUNC 21 FUNC 31		
32		AFE └	
33 48	FUNC 33 FUNC 48		
49	PROFIBUSw 1	PROFIBUSw 1 ₮1	
50	PROFIBUSw 2	PROFIBUSw 2 ₮1	
51	PROFIBUSw 3	PROFIBUSw 3 ₮1	
52	PROFIBUSw 4	PROFIBUSw 4 ₮1	
53	PROFIBUSw 5	PROFIBUSw 5 ₮1	
54 56	FUNC 54 FUNC 56		

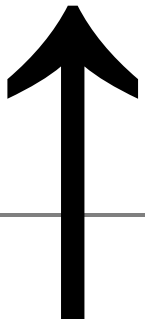

6.5 P5

w	O			مخ	
P5.0	AI1	قمم	[0] [1]0 +10V [2]-10 +10V [3]0 20mA	0 3	1
P5.1	AI1		AI1 ٱ ㄴ مخ ٱ ـ ٱ ↕ ـ ٱ ٱ	0.0 1000.0 [ms]	25.0 [ms]
P5.2	AI1	ㄱ	AI1 ㄱ	-10.00 10.00 [V]	0.000 [V]
P5.3	AI1		AI1	-20.00 20.00 [mA]	0.000 [mA]
P5.4	AI1	ㄱ	AI1 ㄱ	-10.00 10.00 [V]	0.000 [V]
P5.5	AI1		AI1	0.00 20.00 [mA]	0.000 [mA]
P5.6	AI1		AI1	-300.0 300.0 [%]	0.0 [%]
P5.7	AI1	ㄱ	AI1 ㄱ	-10.00 10.00 [V]	10.000 [V]
P5.8	AI1		AI1	0.00 20.00 [mA]	20.000 [mA]
P5.9	AI1		AI1	-300.0 300.0 [%]	100.0 [%]
P5.18	AI2	قمم	[0] [1]0 +10V [2]-10 +10V [3]0 20mA	0 3	3



4	₹	₹
5	~	~
6	~	~
7		
8	۱ (%)	۱ (№ ₹)
9	₹ w	₹ w
10	₹ ۱	₹ ۱
11	└ ح (%)	└ ح (150 № ₹)
12	DP	Profibus
13	ă	ă P6.7 P6.21 ₹
14	ض	₹

6.7 ă P7

w	O		مخ	
P7.14			60.0 100.0 [ ]	87.5 [ ]
P7.15			50.0 100.0 [ ]	80.0 [ ]
P7.19	[1]	1	100.0 720.0 [%]	120.0 [%]
P7.20	[2]	2	100.0 720.0 [%]	120.0 [%]
P7.21	[3]	3	100.0 720.0 [%]	120.0 [%]
P7.22	[4]	4	100.0 720.0 [%]	120.0 [%]
P7.59	₹	[0] [1]	0 1	1
P7.60	₹		0.10 3.00 [s]	0.30 [s]

6.8 1 Ω L P8

w	O				مخ
		[0]			
		[1]			
P8.0	Ω⁻	[2]DP	0	4	0
		[3]MODBUS			
		[4] w شج			
P8.3					

6

P8.23 ᄋᆞ ᄭᅵ5	ᄋᆞ		0.0 300.0 [%]	300.0 [%]
P8.24 ᄋᆞ 5	P8.21 ᄋᆞ	⌠P8.23	0.0 300.0 [s]	10.00 [s]
P8.25 ᄋᆞ ᄭᅵ6	ᄋᆞ		0.0 300.0 [%]	300.0 [%]

6

[ᄋᆞ]

00˙ 0˙ 0

ᄉᆞ 3

.

∩„⅄@

ᄌᆞ

w detec.com

P8.42 ⁞ ᄂᆡ5

6

P12.26	h	h	0.00 2.00 [s]	0.00 [s]
P12.27	ᄂᆞᆫ h	ᄂᆞᆫ h	0.00 2.00 [s]	0.00 [s]
P12.28	h L	h	0.00 2.00 [s]	0.07 [s]
P12.29	ᄂᆞᆫ h L	ᄂᆞᆫ h	0.00 2.00 [s]	0.07 [s]
P12.32	h	h	0.0 20.0 [%]	0.0 [%]
P12.33	ᄂᆞᆫ h	ᄂᆞᆫ h	0.0 20.0 [%]	0.0 [%]
P12.34	h	h	0.00 2.00 [s]	0.00 [s]
P12.35	ᄂᆞᆫ h	ᄂᆞᆫ h	0.00 2.00 [s]	0.00 [s]
P12.36	h	h	0.00 2.00 [s]	0.50 [s]
P12.37	ᄂᆞᆫ h	ᄂᆞᆫ h	0.00 2.00 [s]	0.50 [s]

6

6.10 1 ᄉᆞᆯ V/F P16

ᄡᆞ	O		مخ	
P16.0	ᄉᆡ	ᄉᆡ	320 460 [V]	380 [V]
P16.2	ᄡᆞ	ᄉᆞᆯ	0.0 4000.0 [kW]	مقمم [kW]
P16.3	ᄉᆡ	ᄉᆞᆯ	320 460 [V]	380 [V]
P16.4		ᄉᆞᆯ	0.0 6500.0 [A]	مقمم [A]
P16.5		ᄉᆞᆯ	0.0 300.0 [Hz]	50.0 [Hz]
P16.6		ᄉᆞᆯ	0 6000 [rpm]	1465 [rpm]
P16.7		ᄉᆞᆯ	2 12 [pole]	4 [pole]
P16.9	□	ᄉᆞᆯ	0 7200 [rpm]	1500 [rpm]

		[0]V/F L		
		[1]		
P16.11	L	[2]	0 4	0
		[3] ᄎᆞᆫ		
		[4]		
P16.12			1.00 10.00 [kHz]	3.00 [kHz]
		[0] V/F		
P16.14	V/F	[1] V/F		
		[2] 0 ᄇ ᄉ		

6

P16.64	V/F	V/F	0.0 1000.0 [%]	100.0 [%]
P16.66	L	V/F L	0.0 1000.0 [%]	100.0 [%]
P16.67	Ω˘ L˘	Ω˘ L˘	0.0 1000.0 [%]	100.0 [%]
P16.68	Ω˘ L˘ №	Ω˘ L˘ №	0.0 1000.0 [%]	100.0 [%]
P16.69	L˘	L˘	0.0 1000.0 [%]	100.0 [%]
P16.70	L˘ №	L˘ №	0.0 1000.0 [%]	100.0 [%]

6.11 Position Control P29

w	O		مخ	
P29.0	Pos Ctrl Type	[0] No Pos Control [1] DI Pos Control [2] PB Pos Control [3] MB Pos Control	0 3	0
P29.1	Pos Ctrl Gain	L	0.0 5000.0	100.0
P29.2	Transation Speed		0.00 200.00 [m(rad)/min]	1.00 [m(rad)/min]
P29.3	Pulses perMM/MRad	/ Ⅱ	0.00 650.00	30.00
P29.4	Pos Reach Bandwidth	ضر	0.00 100.00 [mm(mrad)]	10.00 [mm(mrad)]
P29.5	Pos Reach Time	ضر	0.0 20.0 [s]	0.5 [s]
P29.7	Crane Part Select	[0] Hoist [1] Slew [2] Luff	0 2	0
P29.8	OutPosCorct_Enable	[0] Disable [1] Enable	0 1	0
P29.10	OutPosCorct_Type	[0] IO [1] Data	0 1	0
P29.16	Base Point 1		0.0 65535 [mm(mrad)]	0 [mm(mrad)]

P29.18	Target Point 1		0.0 65535 [mm(mrad)]	1000 [mm(mrad)]
P29.37	POS Feedback Mode	[0] Normal FCK [1] AI FCK [2] Integral FCK	0 2	0

6.12 DP P33

P33.0	Profibus	[0] [1]	0 1	0
P33.1		PLC	1 255	1
P33.2		[0]PPO 1 [1]PPO 2 [2]PPO 5 [3]GUIDE	0 3	2
P33.3			0 16	14
P33.4			0 16	14
P33.5		[0] [1] [2] [3]	0 3	0

P33.30	[W8]	[0] × 1 [1] × 10 [2] × 100 [3] × 1000 [4] × 10000	0	4	1
P33.31	[W9]	7-2	0	37	0
P33.32	[W9]	[0] × 1 [1] × 10 [2] × 100 [3] × 1000 [4] × 10000	0	4	0
P33.33	[W10]	7-2	0	37	0
P33.34	[W10]	[0] × 1 [1] × 10 [2] × 100 [3] × 1000 [4] × 10000	0	4	0
P33.35	[W11]	7-2	0	37	0
P33.36	[W11]	[0] × 1 [1] × 10 [2] × 100 [3] × 1000 [4] × 10000	0	4	0
P33.37	[W12]	7-2	0	37	0
P33.38	[W12]	[0] × 1 [1] × 10 [2] × 100 [3] × 1000 [4] × 10000	0	4	0
P33.39	[W13]	7-2	0	37	0
P33.40	[W13]	[0] × 1 [1] × 10 [2] × 100 [3] × 1000 [4] × 10000	0	4	0
P33.41	[W14]	7-2	0	37	0
P33.42					

P33.43		[W15]	7-2	0	37	0
P33.44		[W15]	[0] × 1 [1] × 10 [2] × 100 [3] × 1000 [4] × 10000	0	4	0
P33.45	ᄒᆞᆫ	[W0]	7-3	0	48	0
P33.46	ᄒᆞᆫ	[W0]	[0] × 1 [1] × 10 [2] × 100 [3] × 1000 [4] × 10000 [5] [%] × 1 [6] [%] × 10 [7] [%] × 100	0	7	0
P33.47	ᄒᆞᆫ	[W1]	7-3	0	48	0
P33.48	ᄒᆞᆫ	[W1]	[0] × 1 [1] × 10 [2] × 100 [3] × 1000 [4] × 10000 [5] [%] × 1 [6] [%] × 10 [7] [%] × 100	0	7	0
P33.49	ᄒᆞᆫ	[W2]	7-3	0	48	0
P33.50	ᄒᆞᆫ	[W2]	[0] × 1 [1] × 10 [2] × 100 [3] × 1000 [4] × 10000 [5] [%] × 1 [6] [%] × 10 [7] [%] × 100	0	7	0
P33.51	ᄒᆞᆫ	[W3]	7-3			

6

P33.53	ᄀᆞᆫ [W4]	7-3	0 48	1	
P33.54	ᄀᆞᆫ [W4]	[0] × 1 [1] × 10 [2] × 100 [3] × 1000 [4] × 10000 [5] [%] × 1 [6] [%] × 10 [7] [%] × 100	0 7	0	
P33.55	ᄀᆞᆫ [W5]	7-3	0 48	19	
P33.56	ᄀᆞᆫ [W5]	[0] × 1 [1] × 10 [2] × 100 [3] × 1000 [4] × 10000 [5] [%] × 1 [6] [%] × 10 [7] [%] × 100	0 7	2	
P33.57	ᄀᆞᆫ [W6]	7-3	0 48	26	
P33.58	ᄀᆞᆫ [W6]	[0] × 1 [1] × 10 [2] × 100 [3] × 1000 [4] × 10000 [5] [%] × 1 [6] [%] × 10 [7] [%] × 100	0 7	6	
P33.59	ᄀᆞᆫ [W7]	7-3	0 48	30	
P33.60	ᄀᆞᆫ [W7]	[0] × 1 [1] × 10 [2] × 100 [3] × 1000 [4] × 10000 [5] [%] × 1 [6] [%] × 10 [7] [%] × 100	0 7	1	
P33.61	ᄀᆞᆫ [W8]	7-3	0 48	14	

6

P33.70	ᄀᆞᆫ [W12]	[0] × 1 [1] × 10 [2] × 100 [3] × 1000 [4] × 10000 [5] [%] × 1 [6] [%] × 10 [7] [%] × 100	0 7	0	
P33.71	ᄀᆞᆫ [W13]	7-3	0 48	0	
P33.72	ᄀᆞᆫ [W13]	[0] × 1 [1] × 10 [2] × 100 [3] × 1000 [4] × 10000 [5] [%] × 1 [6] [%] × 10 [7] [%] × 100	0 7	0	
P33.73	ᄀᆞᆫ [W14]	7-3	0 48	0	
P33.74	ᄀᆞᆫ [W14]	[0] × 1 [1] × 10 [2] × 100 [3] × 1000 [4] × 10000 [5] [%] × 1 [6] [%] × 10 [7] [%] × 100	0 7	0	
P33.75	ᄀᆞᆫ [W15]	7-3	0 48	0	
P33.76	ᄀᆞᆫ [W15]	[0] × 1 [1] × 10 [2] × 100 [3] × 1000 [4] × 10000 [5] [%] × 1 [6] [%] × 10 [7] [%] × 100	0 7	0	

1 L

L 0

	w	
CW0.0	RUN	h ˜ ‘ 0 ’ ‘ 1 ’ h

6

CW0.1	RUN@REV	ï h ˜ ‘ 0 ’ ‘ 1 ’ ï h
CW0.2	REQUEST_INFO	˜ ‘ 0 ’ ‘ 1 ’
CW0.3	RESET	‘ 0 ’ ‘ 1 ’
CW0.4	External FAULT	‘ 0 ’ ‘ 1 ’ Profibus
CW0.5	External ALARM	ᵽ ‘ 0 ’ ᵽ ‘ 1 ’ Profibus ᵽ
CW0.6	DRIVE ENABLE	L ᴄ ˗ ‘ 0 ’ ‘ 1 ’
CW0.8	SPD/TRQ Switch	L L Ⓟ ‘ 0 ’ L ‘ 1 ’ L
CW0.9	HOOK	˜ ▯ ʷ ‘ 0 ’ ‘ 1 ’ ˜ ▯ ʷ
CW0.10	Anti Crab Open	ʷ ‘ 0 ’ ‘ 1 ’ ʷ
CW0.11	Torque_Limit_Ctrl	L ‘ 0 ’ ṗ ᾰ ‘ 1 ’ PROFIBUS
CW0.12 CW0.13	MOTION_CTRL	‘ 00 ’ 1 ‘ 01 ’ 2 ‘ 10 ’ 3 ‘ 11 ’ 4
CW0.14	TORQUE_ZERO	ʷ ‘ 0 ’ ‘ 1 ’ ʷ
CW0.15	FREE_RUNNING_STOP	‘ 0 ’ ‘ 1 ’

L 1

	ʷ	

6

CW1.0	ANTI_SWAY	‘ 0 ’ ‘ 1 ’
CW1.1	UP_LMT_SW	‘ 0 ’ ‘ 1 ’
CW1.2	POSITION_CTRL_ENABLE	‘ 0 ’ ‘ 1 ’
CW1.3	BASE_POINT_1	‘ 0 ’ ‘ 1 ’
CW1.4	ANTI_SWAY_MEC	‘ 0 ’ ‘ 1 ’
CW1.5	POS_AI_HOISTRUN	
CW1.6	Soft_Landing	‘ 0 ’ ‘ 1 ’
CW1.10	AUTO_SEMI_START	‘ 0 ’ ‘ 1 ’

6

2

0

	w	
SW0.0	READY	‘ 0 ’ ‘ 1 ’
SW0.1	RUN	‘ 0 ’ ‘ 1 ’
SW0.2	FAULT	‘ 0 ’ ‘ 1 ’
SW0.3	MOTOR BRAKE	‘ 0 ’ ‘ 1 ’
SW0.4	WARNING	‘ 0 ’ ‘ 1 ’
SW0.5	DIRECTION	‘ 0 ’ ‘ 1 ’

SW0.6	M_STEP0	1 ‘ 0 ’ 1 ˜ ‘ 1 ’ 1 ˜
SW0.7	M_STEP1	2 ‘ 0 ’ 2 ˜ ‘ 1 ’ 2 ˜
SW0.8	M_STEP2	3 ‘ 0 ’ 3 ˜ ‘ 1 ’ 3 ˜
SW0.9	M_STEP3	4 ‘ 0 ’ 4 ˜ ‘ 1 ’ 4 ˜
SW0.10	Reserved	
SW0.11	Reserved	
SW0.12	REMOTE/LOCAL	ضر / ‘ 0 ’ ‘ 1 ’ ضر
SW0.13	Reserved	
SW0.14 SW0.15	MOTION SEL	‘ 00 ’ 1 ‘ 01 ’ 2 ‘ 10 ’ 3 ‘ 11 ’ 4

1

6

4	└ 3	20	[%]
5	└ 4	21	[%]
6	[32]	22	└ [%]
7	[32]	23	└ [Hz]
8	32_MSW	24	w
9	32_LSW	25	w
10	₹	26	₹ 1[%]
11	ğ └	27	₹ 2[%]
12	ğ 0 @32bit	28	v └
13	ğ 1 @32bit	29	⋮ └
14	ğ 2 @32bit	30 37	SET_W12 19
15	ğ 3 @32bit		

₹

0		23	ı
1	0	24	
2	1	25	
3	2	26	
4	3	27	A
5	4	28	B
6	5	29	C
7	ğ 0 @32bit	30	
8	ğ 1 @32bit	31	₹ ı
9	ğ 2 @32bit	32	
10	ğ 3 @32bit	33	1
11	ğ 4 @32bit	34	2
12	ğ 5 @32bit	35	₹ w
13	[32]	36	
14	[32]	37	
15	32bit_MSW	38	
16	32bit_LSW	39	

17		40	
18	₮	41	Mwh ᄀᆞ
19	₮	42	Kwh ᄀᆞ
20	[rpm]	43	Mwh ᄂᆞᆫ
21	[rpm]	44	Kwh ᄂᆞᆫ
22	ᄉᆡ	45 48	AW26 29

6

B. [1] L

4 16 (8421) 7

(FORWARD) (REVERSE) ǎ P12.2(1)

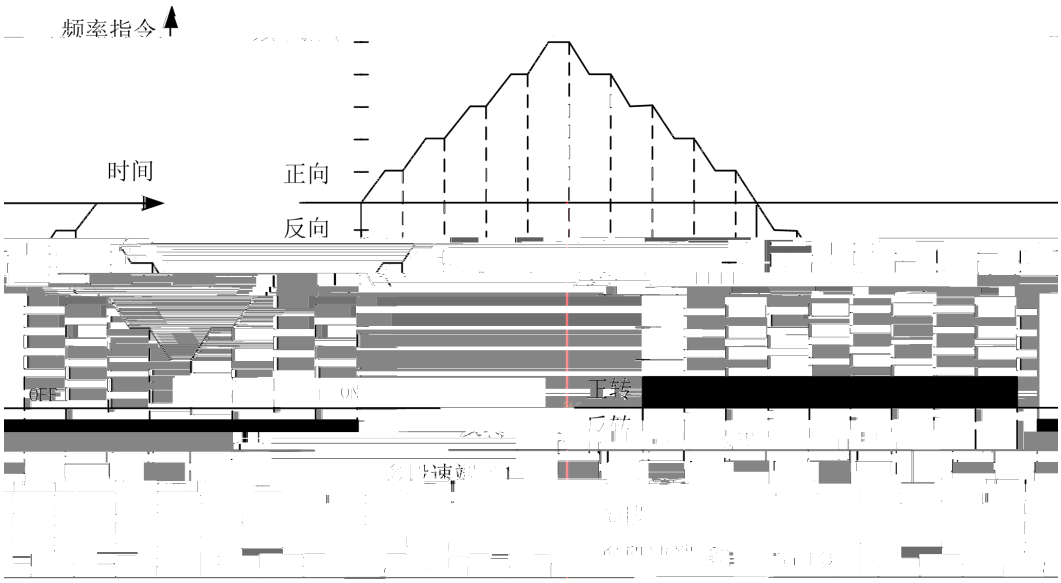

7

7.2

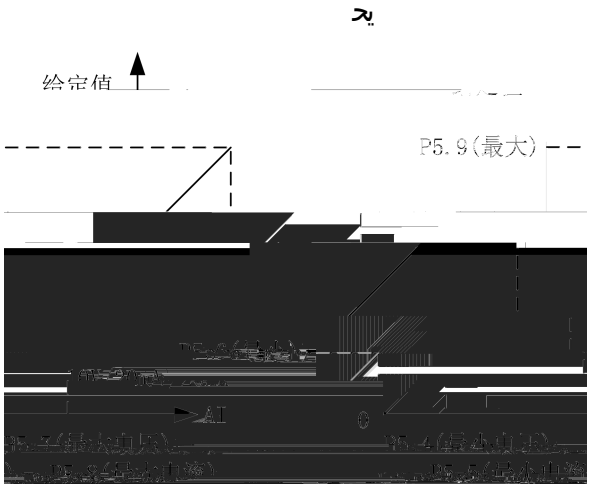

7.3 ₮

₮ يح

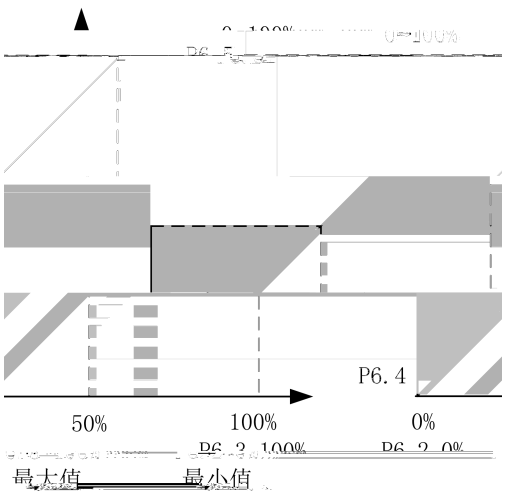

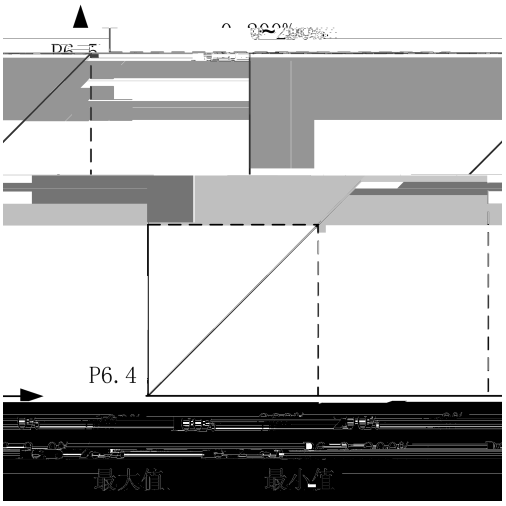

(a) ₮ مخ 0~100%

b ₮ مخ 0~200%

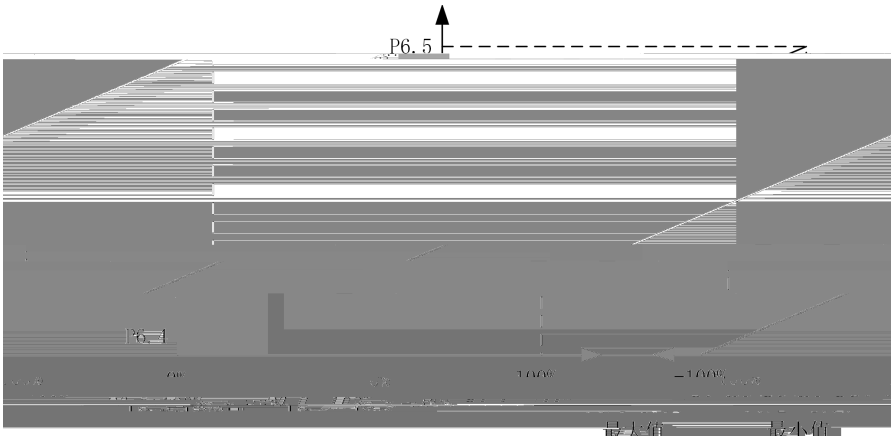

c ₮ مخ -100~100%

7.4 Ω └ ǻ

1

P8.3 ⁞ ǻ يح

[0] تمج ⁞ ⁞ ⌠

P8.6 └ كح ǖ ₮ Ω⁻ ⊥ ضي P8.6 ρ̇

U Ω⁻ ǻ يح

P8.7 U ⊣ ΐ ضي ǻ ρ̇ └ كح

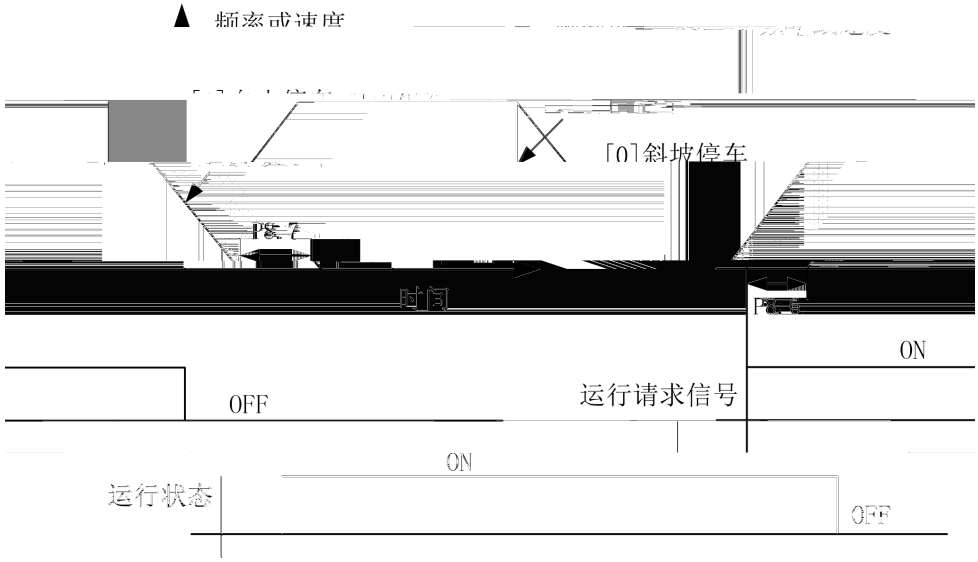

2

P8.14

P8.14 P8.33

P8.33

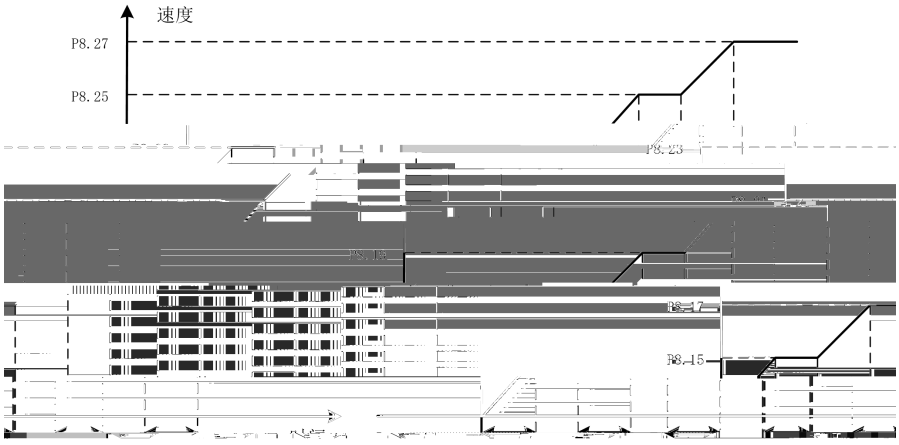

7

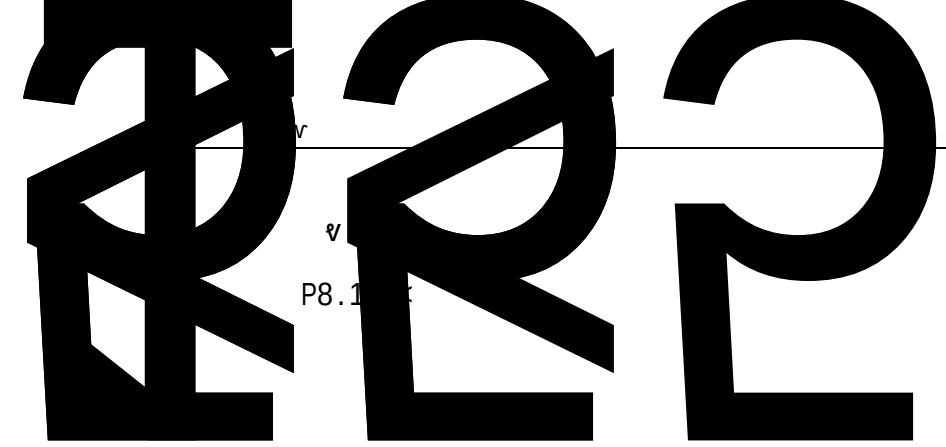

ข ᴹ 1 ข =P8.14 × P8.16 × (ข × 0.001)

⁞ ᴹ 1 ⁞ =P8.33 × P8.35 × (⁞ × 0.001)

7.5 غ L⁻ L

1 ˜

P12.2 P12.17 L ᴄᴋ ǟ

P12.0=[1] L ₮ ˜

	1	2	3	4
1	0	0	0	0
2	1	0	0	0
3	0	1	0	0
4	1	1	0	0
5	0	0	1	0
6	1	0	1	0
7	0	1	1	0
8	1	1	1	0
9	0	0	0	1
10	1	0	0	1
11	0	1	0	1
12	1	1	0	1
13	0	0	1	1
14	1	0	1	1
15	0	1	1	1
16	1	1	1	1

0 OFF 1 ON

7.6 ǟ غ V/F L ǟ

1 ǟ

P16.0 P16.9 ǟ ⁻ L ᴄᴋ ǟ

ʃ L ᴄᴋ ǟ ǟ ˜ L ᴄᴋ

P16.7 120 × P16.5/P16.6 ʊ̆ P16.9 □

˜ www.gdetec.com



1 7

2 V/F

P16.14 d صي/v = P16.11 v =خم

7

ٰ

ٰ ٰ ٰ U عج ٱ ٱ

№ ٰ m w

ʟ $L = T^2 \frac{g}{(2\pi)(2\pi)} = T^2 \quad 0.2485$ ʃ

ʟ ʃ h ٰ

ʟ ǖ 5 ʟ شخ ʟ g=9.8

ʃ Ώ P8.59.

ǁ

1) ǁ ɔm " " ǟ 01.64 ' ح 2 32

LSW ' غ ǟ 101.65 ' ح 2 32 } MSW

2) >|Vo ٰ ǟ ح 1m ǟ

101.64 غ 101.65 U ǟ 64 ɔ[ǟ

101.65

8.

8.1

ضي

W01	‰ SYS_NOT_RDY	‰	P1.1 -500
W02	 NO_DRV_ENABLE	[ ]	P3
W03	ضر LOCAL_EM	[ضر]	P3
W04	 REMOTE_EM	[ ]	P3
W09	DP P/B ALARM	DP	DP
W10	MODBUS MODBUS ALARM	Modbus	Modbus
W15	 PARAMETER ERROR		
W18	Temp_Sensing Fail		
W20	‰ SLV_NOT_RDY		
W21	1 SLV1_CAN_ERR	1	1

8

8.2

		ĭ غج ٨
[E114]	₮ MOP	P7.59 ₮
[E115]	OS	ǟ P7.19 ǟ P7.19 كح شخ ĭ ʅ
[E118]	كح PG ERROR	كح غ ǟ P20.14 P20.15 ʅ
[E119]	SPEED ABNORMAL	كح غ ǟ P20.14 P20.15 ʅ ǟ P7.31 P7.32
[E138]	TEMP_SENSING FAIL	
[E162]	1 CAN SLV1_CAN_ERR	1 ʅ
[E167]	CAN CAN_ERR	L كح ʅ
[E180]	DP P/B ERROR	٧ ʅ ʅ
[E181]	DP ᵽ P/B_EM	L CW0.4
[E200]	ضر LOCAL_EM	[ضر ˜] ˜ ǟ P3 ǟ كح ĭ
[E201]	REMOTE_EM	[˜] ˜ ǟ P3 ǟ كح ĭ
[E202]	Modbus MODBUS EMERGENCY	Modbus L CW0.4 ˜ ĭ
[E203]	˗ L ˜ DRIVE DISABLED	DP L ˜ L ˜
[E210]	كح Panel Error	ʅ
[E220]	كح CRC MEMORY CRC ERR	L
[E221]	ǟ PARAMETER ERROR	ǟ ʅ ˝

9.

1.
2.
3.
4. 2

1. CMOS
2.
3.

9.1

9.2

ǖ كح L ث كح L

كح L ṗ

	ṗ	∞≢ ‰
	1. 2.	1. > 40 < 95% o 2. ء
' ⅃	1. 2. كح L	1. 2. كل
كح L	1. ˉ ˥ 2. كل 3.	1. ˉ ₮ o 2. كل ء 3. نه ˉ
	1. ˉ ˥ 2. كل	1. 2. كل ˜شخ
₮ ǟ	1. ⅃ 2. ₮	1. ⅃ ضي مخ ṗ 2. ₮ ضي

9.3

ǖ كح L ì ⅂

ṗ كح L ṗ

	ṗ	
	ʅ ˉ	
w كح		⅃
	ʅ ǐ ء	
PCB		⅃

9.4

ǐ كح غ شخ ì ث ǐ ī ' Ⓟ